


# FiFo station



Guide rail (p. 15-2)



Adapter (p. 15-3)



Right end cap, small  
(p. 15-3)



Left end cap, small (p. 15-3)




End cap, large (p. 15-3)

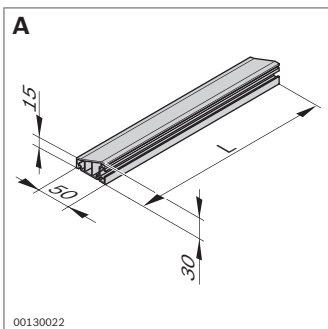


## FiFo station

- ▶ Components for constructing a FiFo station for material shuttles
- ▶ Standardized delivery routes for clearly organized and highly transparent production operations
- ▶ Modular system lets you adapt layout to your needs and to your space



00130024

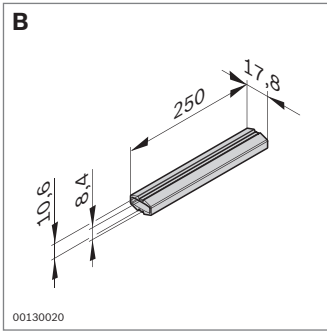


00130022

- ▶ Adhesive strips for fastening to floor
- ▶ Screw fitting to floor possible at end caps

Guide rail	L (mm)	No.	No.
A	1200	10	<b>3 842 540 012</b>
	2400	10	<b>3 842 539 894</b>

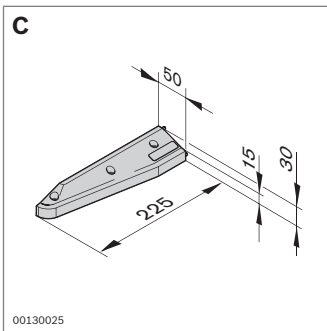
Material: PVC, yellow



- For the parallel connection or guide rails, or a guide rail with a 30x30 profile

Adapter		No.
<b>B</b>	20	<b>3 842 539 898</b>

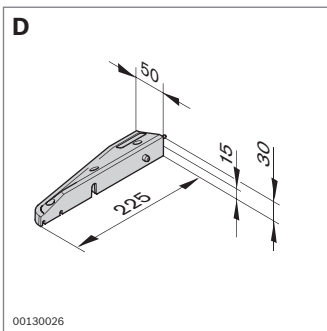
Material: PP



- For use as a joining aid and for fastening guide rails to the floor

Right end cap, small		No.
<b>C</b>	10	<b>3 842 539 895</b>

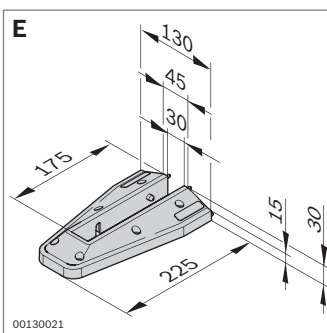
Material: PA 6, black



- For use as a joining aid and for fastening guide rails to the floor

Left end cap, small		No.
<b>D</b>	10	<b>3 842 539 896</b>

Material: PA 6, black



- For installing a profile 30x30 between two guide rails
- The profile 30x30 can be used to construct flow rack systems, information boards, and height limits. Since the guide rails are flat-sided, setup can be done using a wide profile (40, 45, 50)

Required accessories:

- Profile 30x30 (p. 2-16)

End cap, large		No.
<b>E</b>	10	<b>3 842 539 897</b>

Material: PA 6, black